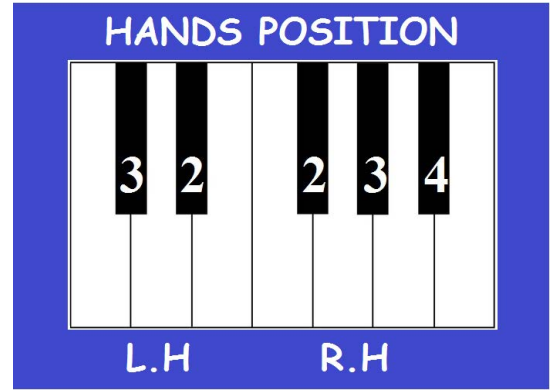




Soaring Birds



	4	3	2		4	3	2	
	4	3	2		4	3	2	
	4	3	2		4	3	2	
	4	3	2		4	3	2	


2 2 2 3 2 3 2

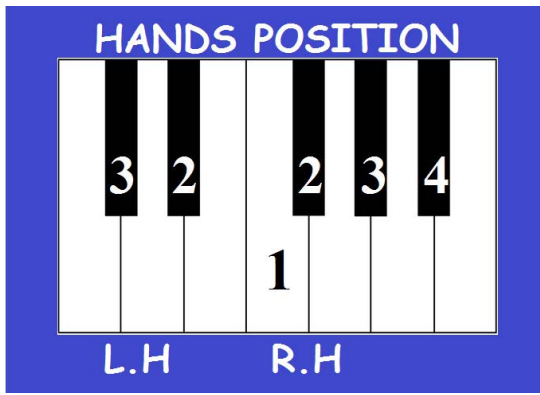


3 3 3 4 3 4 3

4 3 2 4 3 2

2 3 4 3 2





Cookies and Milk

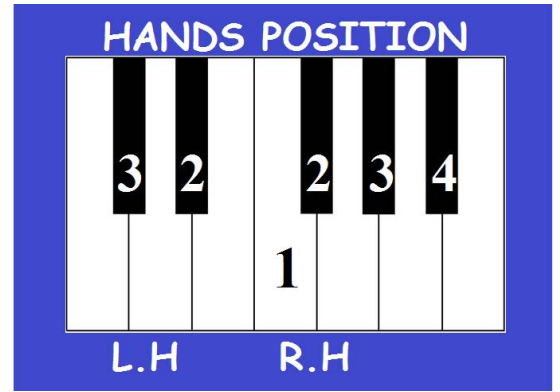

Musical notation for the piece "Cookies and Milk". The notation is arranged in four systems, each with a grand staff (treble and bass clefs) and a vertical bar line. Fingerings are indicated by numbers 1-4 above the notes.

System 1: Treble clef has two quarter notes (fingerings 2, 2). Bass clef has two quarter notes (fingerings 2, 3).

System 2: Treble clef has three quarter notes (fingerings 4, 4, 4) followed by a half note (fingering 3). Bass clef has two quarter notes (fingerings 2, 4) followed by a half note (fingering 3).

System 3: Treble clef has two quarter notes (fingerings 2, 2). Bass clef has two quarter notes (fingerings 2, 3).

System 4: Treble clef has four quarter notes (fingerings 4, 4, 3, 1) followed by a half note (fingering 2). Bass clef has a quarter note (fingering 2) followed by a half note (fingering 2) and a quarter note (fingering 3).



Lightning Shoes

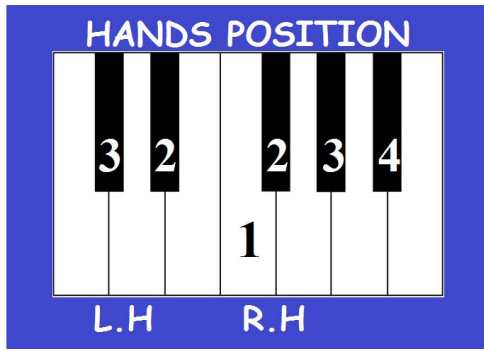
Musical notation for 'Lightning Shoes' in treble and bass clefs. The piece consists of four lines of music. Each line shows the left hand (L.H.) and right hand (R.H.) parts. Fingerings are indicated by numbers 1-4 below the notes.

Line 1: L.H. notes (3, 3, 2, 3), R.H. notes (2, 2)

Line 2: L.H. notes (3, 3, 2, 3), R.H. notes (3, 3)

Line 3: L.H. notes (3, 3, 2, 3), R.H. notes (4, 3, 2, 4)

Line 4: L.H. notes (3, 3), R.H. notes (1, 2, 2)



Playground!

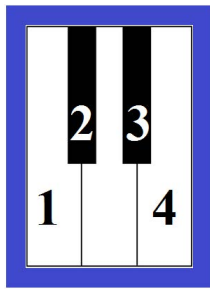
Handwritten musical notation for the first row. The left hand (L.H.) has notes with fingerings 4, 4, 3, 2. The right hand (R.H.) has notes with fingerings 4, 4, 3, 2.

Handwritten musical notation for the second row. The left hand (L.H.) has notes with fingerings 3, 3, 2, 3. The right hand (R.H.) has notes with fingerings 3, 3, 2, 3.

Handwritten musical notation for the third row. The left hand (L.H.) has notes with fingerings 4, 4, 3, 2. The right hand (R.H.) has notes with fingerings 4, 4, 3, 2.

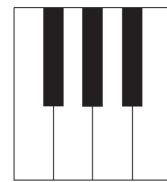
Handwritten musical notation for the fourth row. The left hand (L.H.) has notes with fingerings 3, 3, 2. The right hand (R.H.) has notes with fingerings 1, 2, 4, 3.

POSITION FOR RIGHT HAND ONLY!
LEFT HAND WILL FOLLOW DIRECTIONS.

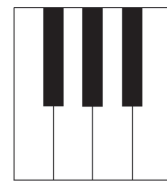


Mysterious Place

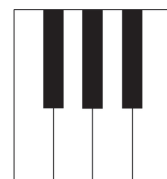
If you dare, press the pedal throughout the whole piece!



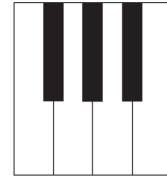
With your left hand,
play any low note
from a 3 black key group. Loud!



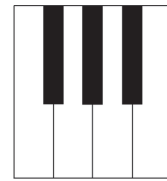
Now, play 2 different low notes
also from a 3 black key group!



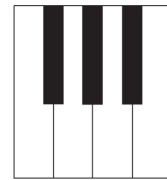
A very low one!




A very soft one!


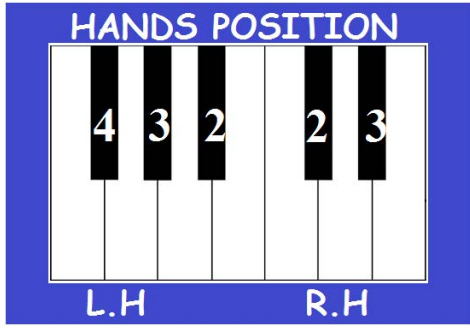


Play 3 different notes!



A very soft one, again!





Chinese Gong

Handwritten musical notation for the first system. The right hand (treble clef) plays a sequence of notes: quarter note (finger 2), quarter note (finger 3), quarter note (finger 2). The left hand (bass clef) plays a single quarter note (finger 2).

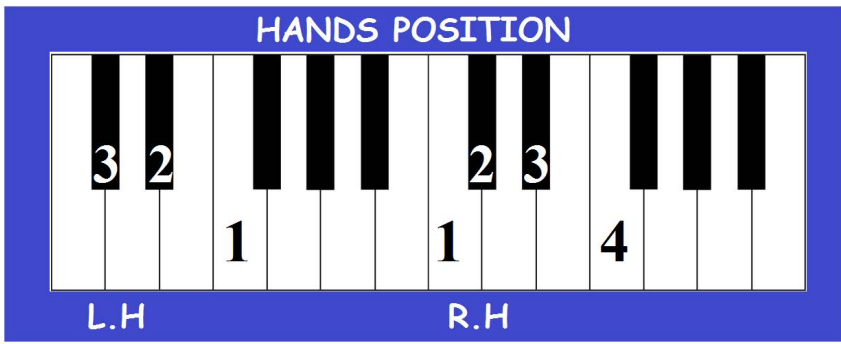
Handwritten musical notation for the second system. The right hand (treble clef) plays: quarter note (finger 2), quarter note (finger 3), quarter note (finger 2), quarter note (finger 3). The left hand (bass clef) plays: quarter note (finger 3), quarter note (finger 3), quarter note (finger 2).

Handwritten musical notation for the third system. The right hand (treble clef) plays: quarter note (finger 2), quarter note (finger 3), quarter note (finger 2). The left hand (bass clef) plays: quarter note (finger 2).

Handwritten musical notation for the fourth system. The right hand (treble clef) plays: quarter note (finger 2), quarter note (finger 3), quarter note (finger 3), quarter note (finger 3). The left hand (bass clef) plays: quarter note (finger 3), quarter note (finger 3), quarter note (finger 2).



Pedal Optional



100 Points!



Musical notation for the first row. The left hand (treble clef) has notes with fingerings 3, 2, 1, 1. The right hand (bass clef) has notes with fingerings 2, 3, 2.

Musical notation for the first row. The right hand (bass clef) has notes with fingerings 2, 3, 2.

Musical notation for the second row. The left hand (treble clef) has notes with fingerings 4, 3, 2, 2. The right hand (bass clef) has notes with fingerings 1, 2, 1.

Musical notation for the second row. The right hand (bass clef) has notes with fingerings 1, 2, 1.

3 2 1 1 | 2 3 2

4 3 2 3 | 3 3 3

2 2 | 2 2 | 3 3

4 3 2 3 | 3 3 3